

New Hampshire's Leading Hardscape Suppliers



PRODUCT CATALOG

Provided by Piscataqua Landscaping




BRICK • STONE • HARDSCAPE SUPPLY

Madbury, NH



BRICK • STONE • HARDSCAPE SUPPLY

Stratham, NH



At Stratham Hill Stone and LandCare, we proudly source, stock and deliver the largest selection of natural materials for projects of all sizes.

From the seacoast and lakes regions of New Hampshire to the southern coastal areas of Maine, we have supplied our two New Hampshire stores with all the natural stone, paver materials and landscape products that builders, contractors, designers and homeowners will need to plan any building, architectural, masonry or landscape project.

We represent some of the best-known and most select stone quarriers in New England, New York and Pennsylvania. It's both exciting and important that our customers are able to know where their stone is from—so we are dedicated to sharing our knowledge about each quarry and the capabilities of a given stone.

We accept all major credit cards



Hours of operation

April through October 31
Monday-Friday: 7:00 AM to 4:30 PM
Saturdays: 8:00 AM –3:00 PM
Sundays: Closed

November 1st through March 31st
Monday-Friday: 7:00 AM –4:00 PM
Saturdays and Sundays: Closed

Winter storm hours: Call our storm phone hotline at (603) 749-9797 for storm updates and hours of operation during winter events. Text alerts are also sent during winter events with store hours and notifications.

Check our websites for seasonal hours and holiday closings.

Contents

Our Services	2	Steps & Landings	16
NATURAL LANDSCAPE, BUILDING, MASONRY & ARCHITECTURAL STONE	3	Cut Steps & Landings	16
New Quarried Granite	4	Natural steps & landings	16
Granite steps and landings	4	Antique Granite	16
Mailbox Posts	6	Granite & Bluestone Tread Stock	17
Mailbox Brackets & Accessories	6	Veneer Stone	18
Lamp Posts & Caps	6	Delgado	18
Boundary & Fence Posts	6	Adirondack Natural Stone	19
Curbing	7	Stoneyard	19
Pavers	7	CONCRETE PAVERS, CLAY BRICK & WALL BLOCK	21
Granite Cobblestone	7	Genest Pavers	22
Stone Garden Accessories	7	Ideal Pavers	23
Wall Stone	8	Cambridge Pavers	24
Pennsylvania Wall Stone	8	Clay Brick	26
New England Fieldstone	8	Permeable Pavers	27
Whiteline	9	Retaining Walls	28
Colonial Gray	9	Fire Pits	30
New Hampshire	9	HARDSCAPE ACCESSORIES & BULK PRODUCTS	31
Olde Chester	9	Masonry Products, Additives & Accessories	32
Adirondack	10	Edging Products & Spikes	33
Dolph Pond	10	Polymeric Sand	33
Hawthorne	10	SRW Fabrics	34
Blue Mountain	10	SRW Adhesives, Sealers & Cleaners	35
Chestnut Hill	11	Construction & Base Materials	36
Autumn Wall	11	Round & Decorative Stone	37
Black Mountain Wall	11	Compost, Loam & Mulch	38
Oak Hill	11	Winter Sand & Salt Products	39
Flagstone	12	We Deliver!	40
Pennsylvania Bluestone – General Terms & Facts	12	Terms & Conditions	41
Large, Irregular Flagstone	12		
Pennsylvania Garden Path	13		
Tumbled Irregular Garden Path	13		
Pattern Bluestone	13		
Pattern Tumbled Bluestone	13		
Ridgeline Flagstone	14		
New England Flagstone	14		
Olde Chester Flagstone	14		
New Hampshire Flagstone	14		
Whiteline Flagstone	15		
Colonial Gray Flagstone	15		
Mystic Mountain Stone	15		
Vermont, Maine & New York Slate	15		

Our Services



We source our stone from New England quarries.



We fabricate to customize your stone.



We offer engraving for stone of every size.



We deliver using our fleet of flat beds and dump trucks.



Need it installed? Ask about our network of professional contractors!

Natural Landscape, Building, Masonry & Architectural Stone



Our comprehensive selection of stone represents over 50 quarries from New England, New York and Pennsylvania.

New Quarried Granite

Our granite steps, posts and landings originate in Vermont and Quebec from some of the world's largest granite quarries.

Vermont Woodbury Granite shows the notable salt-and-pepper colors and has been the most commonly used granite in New England for over two centuries.

Caledonia Granite is quarried in Canada and is uniquely different, displaying a gray/black mottled finish with highlights of mica and pink quartz.



**MADE IN
VERMONT
GRANITE**



Granite steps and landings

Standard lengths are available from 3'–8' with 7" height. Steps have a standard 13" depth. Surfaces of all pieces have a thermal top finish.

Woodbury Granite available in Split and Rock Face.
Caledonia Granite available in Rock Face only.

Split Face: Steps have 4 sides that are split with a guillotine, producing a natural cleft edge.

Rock Face: Steps have 3 hand-chiseled sides, producing a convex, pronounced edge.

Thermal finish: Slightly textured, non-skid finish. Produced using a high temperature process.

Larger sizes in steps and landings and custom-cut fabrications are available through special order.

Fillers for step kits are available in Woodbury Granite in 1'–7' lengths. Larger filler lengths and Caledonia fillers are available through special order.

Always check on availability in all sizes of granite and allow up to 4 weeks on certain sizes.

**Caledonia Granite may require longer wait times.*

We source our stone from New England quarries and we fabricate to customize your stone.



Swenson's largest dealer in the state of New Hampshire.

Need it installed? Ask about our network of professional contractors!





Woodbury Split Face

Step Sizes LxWxH	Woodbury Split Face	Woodbury Rock Face	Caledonia Rock Face
3' x 13" x 7"	✓	✓	✓
4' x 13" x 7"	✓	✓	✓
4' x 18" x 7"	✓	✓	✓
5' x 13" x 7"	✓	✓	✓
6' x 13" x 7"	✓	✓	✓
7' x 13" x 7"	✓	✓	✓
8' x 13" x 7"	✓	✓	✓



Woodbury Granite Step Kit

Landing Sizes LxWxH	Woodbury Split Face	Woodbury Rock Face	Caledonia ** Rock Face
3' x 2' x 7"	✓	✓	✓
4' x 2' x 7"	✓	✓	✓
5' x 2' x 7"	✓	✓	✓
6' x 2' x 7"	✓	✓	✓
7' x 2' x 7"	✓	✓	✓
3' x 3' x 7"	✓	✓	✓
4' x 3' x 7"	✓	✓	✓
5' x 3' x 7"	✓	✓	✓
6' x 3' x 7"	✓	✓	✓
7' x 3' x 7"	✓	✓	✓
8' x 3' x 7"	✓	✓	✓
4' x 4' x 7"	✓	✓	✓
5' x 4' x 7"	✓	✓	✓
6' x 4' x 7"	✓	✓	✓
7' x 4' x 7"	✓	✓	✓
8' x 4' x 7"	✓	✓	✓
Radius 2' x 4' x 7"	x	✓	✓
Radius 3' x 6' x 7"	x	✓	✓



Woodbury Rock Face



Caledonia Rock Face

Cuts available: Core drilling (3/4"–8"), Cutouts, Miter Cuts, Notches, Radius Corners, Radius Cuts.

Finishes: Thermal, Honed, Polished, Sand Blasted (granites only).

Edge Treatments: Chamfered, Eased, Thermal, Full Bullnose, Half Bullnose, Penciled, Rock Faced, Softened.



Granite mailbox post

Mailbox Posts

Standard finish: Thermal on 2 sides with Rock or Split Face on 2 sides and top of post. On-site and mobile engraving for posts of every size.



Post Type	Woodbury Split Face	Woodbury Rock Face	Caledonia
7" x 7" x 7' Mailbox	✓	✓	✓
10" x 10" x 7' Mailbox	x	✓	x



Standard

Fancy + Fancy Silver

Mailbox Brackets & Accessories

Available in: Standard, Fancy, and Fancy Silver styles (all aluminum)

- Double Mailbox Bracket (aluminum)
- Square Newspaper Holder (aluminum, sits under mailbox)



Granite lamp post

Lamp Posts & Caps

Standard finish: Thermal on 2 sides, with Rock Face on 2 sides and top of post is sawn.

Product	Woodbury Split Face	Woodbury Rock Face	Caledonia
7" x 7" x 8' Lamp Post	x	✓	✓
10" x 10" Lamp Post Cap	x	✓	✓
8" x 8" Lamp Post Cap*	x	✓	x

* Lamp post cap for mounting light fixtures



Granite fence post

Boundary & Fence Posts

Standard finish: Thermal on 2 sides, Rock or Split Face on 2 sides and top of post.

Post Type	Woodbury Split Face	Woodbury Rock Face	Caledonia
4" x 4" x 4'	✓	x	x
6" x 6" x 4'	✓	x	x
6" x 6" x 7'	✓	x	x
7" x 7" x 7'	✓	x	✓
6" x 6" x 5' Hitching Post	✓	x	x

Need it installed? Ask about our network of professional contractors!



Curbing

Available in: Woodbury Granite and Caledonia

Dimensions: 4" x 7" and 4" x 12"

Lengths: 3'–6', can be cut to length



Granite curbing

Pavers

Available in: Bush-hammered finish on the top with Split Face sides

Sizes: 6" x 12", 12" x 12", 12" x 18", 12" x 24", 18" x 18", 18" x 24", 24" x 24"



Granite paver

Granite Cobblestone

Available in: Gray, Black, Pink and Yellow

Type	Gray	Black	Pink	Yellow
Cube: 4" x 4" x 4" 500 cobbles/pallet	✓	✓	✓	✓
Landscape: 4" x 4" x 8" 250 cobbles/pallet	✓	x	x	x
Regulation: 5" x 5" x 9" 150 cobbles/pallet	✓	✓	✓	✓
Jumbo Thin: 3" x 7" x 10" 105 cobbles/pallet	✓	x	x	x
Jumbo: 4" x 7" x 10" 105 cobbles/pallet	✓	✓	✓	✓
Jumbo Broken: 3" x 7" x 10" 105 cobbles/pallet	✓	x	x	x



Granite cobblestone colors



Fabrication

*We fabricate
to customize
your stone.*

Stone Garden Accessories

Garden accents are fun, interesting and add character. We have an ever-changing assortment of original stone garden accessories.



Engraving

Products available: Granite orbs, benches, compasses, birdbaths and round stone steppers.

Engraving: For posts, benches and stone of every size.



Granite orb

Granite compass



Granite Stepper

Granite birdbath

Wall Stone

Especially in New England, the “stone fence” connotes steadfast longevity and stability, something built to last. It speaks of resiliency and remains the silent supporter of everything around it—silent, steady, strong. With a multitude of colors and nuances of shades, stone walls reflect the character of the person who built it.

Usually stacked on pallets, wall stone comes in almost every shape and color. It is common to blend pallets of different sizes and stone of similar colors to create walls with varying heights, widths and tones.



Photo Provided by Stone Blossom Landscape & Design



Pennsylvania Wall Stone

Pennsylvania Wall Stone

Very natural earth tones. Dark browns, tans and grays with a hint of dark maroon and plum. Fairly angular, popular and easy to build with. A softer stone that’s easier to break and manipulate. Stacks fast.

Size description: 1”–3” and 4”–6” pallets

Weight per pallet: Approx. 3000 lbs

Coverage per pallet: 15–20 cuft



New England Fieldstone

New England Fieldstone

Primarily from Massachusetts, New Hampshire and Connecticut. Salt-and-pepper grays, tans and browns. A blend of roundish and blocky shapes. Generally, a hard stone that can be shaped and manipulated with a hammer and chisel.

Size description: 6”–18” mixed sizes on each pallet

Weight per pallet: Approx. 3000 lbs

Coverage per pallet: 15–20 cuft

Need it installed? Ask about our network of professional contractors!



Whiteline Wall Stone

From Massachusetts and Connecticut. White lines of quartz run through this grayish green granite. Blocky with square sizes, make it easy to use. Easily manipulated with a hammer and chisel.

Size description: Available in a thin (1–3") or a thick (2–8") size mix

Weight per pallet: Approx. 3000 lbs

Coverage per pallet: 15–25 cuft

Also available as veneer.

Photo Provided by Rye Beach Landscaping



Whiteline Wall Stone

Colonial Gray Wall Stone

From Pennsylvania and New York. Part of the softer bluestone family. Primarily a pale gray stone with hues of blue, mossy greens and striations of browns and tans. Flat and blocky, easy to use and shape.

Size description: Available in a thin (1"–3") or a thick (4"–6") size mix.

Weight per pallet: Approx. 3000 lbs

Coverage per pallet: 15–20 cuft

Photo Provided by Sahin Stonework



Colonial Gray Wall Stone

New Hampshire Wall Stone

From eastern Vermont, central and western New Hampshire. A blend of granites. Lots of color and characteristic of New England. Blue/gray, striations of white, tan, and brown. Fairly blocky and square. An easy stone to use but a hard stone that can be shaped and manipulated with a hammer and chisel.

Size description: Available in a thin (1"–3") or a thick (4"–6") size mix.

Weight per pallet: Approx. 4500 lbs

Coverage per pallet: 15–25 cuft

Also available as veneer.



New Hampshire Wall Stone

Olde Chester Wall Stone

From western New Hampshire and eastern Vermont. A mica schist granite with speckles and striations of shiny black, white and grays. Tones of light browns and mottled tans. A beautiful stone. Fairly flat and consistent, making it easy to use. Somewhat soft, so more easily manipulated with a hammer and chisel.

Size description: Available in a thin (1"–3") or a thick (4"–6") size mix.

Weight per pallet: Approx. 4500 lbs

Coverage per pallet: 15–25 cuft



Olde Chester Wall Stone



Adirondack Wall Stone granite

Adirondack Wall Stone

From the hills of the Adirondack mountains in New York State, part of our NY stone category. A blend of rustic earth tones. Beige, gray, cranberry, purple, pink, rust, antique white, brown and garnet chips with quartz highlights. A medium to coarse grained blocky granite. Can be shaped with a hammer and chisel.

Size description: Available in a wall mix (4"–18") or uni-wall (generally uniform thickness)

Weight per pallet: Approx. 3500 lbs

Coverage per pallet: 15–25 cuft

Available as veneer



Dolph Pond Wall Stone

Dolph Pond Wall Stone

Eye-catching with distinctive striations of garnet and quartz to create a mixture of gray, purple, cranberry and white. A medium to coarse grained, blocky granite. Can be shaped with a hammer and chisel.

Size description: Available in a wall mix (4"–18") or uni-wall (generally uniform thickness)

Weight per pallet: Approx. 3500 lbs

Coverage per pallet: 15–25 cuft

Available as veneer



Hawthorne Wall Stone

Hawthorne Wall Stone

A blend of pink, gray and white, highlighted with quartz and mica. This distinctive granite blends modest coloring and rich texture. A medium to coarse grained, blocky granite. Can be shaped with a hammer and chisel.

Size description: Available in a wall mix (4"–18") or uni-wall (generally uniform thickness)

Weight per pallet: Approx. 3500 lbs

Coverage per pallet: 15–25 cuft

Available as veneer



Blue Mountain Wall Stone

Blue Mountain Wall Stone

This stone offers a consistent blend of blue, green, gray and white with rust overtones. A beautiful and elegant stone. A medium to coarse grained, blocky granite. Can be shaped with a hammer and chisel.

Size description: Available in a wall mix (4"–18") or uni-wall (generally uniform thickness)

Weight per pallet: Approx. 3500 lbs

Coverage per pallet: 15–25 cuft

Available as veneer

Need it installed? Ask about our network of professional contractors!



Chestnut Hill Wall Stone

From central New Hampshire. Lots of striations and blends of gray, blue, white and tan with rust tones. Fairly flat and blocky. Fine-grained, hard stone. Can be shaped with a hammer and chisel.

Size description: 3"–18" mixed pallets

Weight per pallet: Approx. 3000 lbs

Coverage per pallet: 15–25 cuft

Photo Provided by Doane Landscaping



Chestnut Hill Wall Stone granite

Autumn Wall Stone

From central and coastal Maine. A variation of colors similar to Chestnut Hill. These two are often blended together. Autumn Wall is a schist granite with more mica, making it a bit shinier and not as dense. Flat and blocky and easily manipulated.

Size description: 3"–12" mixed pallets

Weight per pallet: Approx. 3000 lbs

Coverage per pallet: 15–25 cuft



Autumn Wall Stone granite

Black Mountain Wall Stone

From central and coastal Maine. A variation of granite colors. This classic square and blocky wall stone makes a handsome, well-built wall. Popular among masons and landscapers for its relative ease of use and consistent shape.

Size description: 6"–18" mixed pallets

Weight per pallet: Approx. 3000 lbs

Coverage per pallet: 15–20 cuft

Photo Provided by D.S. Jolie Landscapes



Black Mountain Wall Stone granite

Oak Hill Stone

From central and coastal Maine. A very fine-grained, salt-and-pepper granite. Quintessential gray, blocky granite. Easily blended with our Chestnut Hill and Autumn Wall stone. Can be manipulated with a hammer and chisel.

Size description: 4"–12" mixed pallets

Weight per pallet: Approx. 3000 lbs

Coverage per pallet: 15–25 cuft



Oak Hill Wall Stone granite

Flagstone

The word “flagstone” is derived from the old English word “flagge” meaning “turf” and perhaps from the older Norse word “Flaga” meaning “slab” or “chip”. Our flagstone options represent a flat stone generally used for the paving of walkways, patios, facades and similar construction.

With choices in color, texture, size, shape and arrangement, each flagstone area will be crafted to say something about its author, owner and the builder—it is often the most welcoming place in the landscape.



Photo Provided by Stone Blossom Landscape & Design

Pennsylvania Bluestone – General Terms & Facts

This family of stone from the hills of Pennsylvania and New York is all part of the bluestone family. It is available in a variety of colors, sizes, shapes and finishes.

Colors available: Full color. Shades of blue/gray, green, lavender, tan and brown. Also blue/blue, which is primarily a hand-selected blue with little color variation.

Surface finishes available:

Natural Cleft—The natural face of the stone when extracted from the quarry, not perfectly smooth or even.

Thermal surface—The surface has been heated to remove imperfections, making a non-skid, flat surface.

Thickness of stone: will be gauged at either 1.5” or 2”.

Pattern stock sizes available: 12” x 12”, 12” x 18”, 12” x 24”, 18” x 18”, 18” x 24”, 24” x 24”, 24” x 30”, 24” x 36”



Irregular Standup Bluestone

Large, Irregular Flagstone

These large sheets of stone will measure from approximately 1.5’–5’ wide and can range from approximately 2’–7’ long. Available as full color with either a natural cleft or thermal finish.

Weight per pallet: 3500–4500 lbs

Coverage per pallet: 75–120 sqft (depends on joint spacing)

Sold by pallet only

Photo Provided by Doane Landscaping

Need it installed? Ask about our network of professional contractors!



Pennsylvania Garden Path

Pieces vary in size from 1'–3' long and 1'–2' wide. Available in a natural cleft finish.

Weight per pallet: 3000 lbs

Coverage per pallet: 75–120 sqft (depends on joint spacing)

Sold by pallet only



Pennsylvania Garden Path

Tumbled Irregular Garden Path

This stone has been put through a large tumbling machine giving the edges a softer, smoothed and rounded appearance. Pieces vary in size from 1'–3' long and 1'–2' wide. Only available as full color with a thermal finish.

Weight per pallet: 3200 lbs

Coverage per pallet: 100–120 sqft (depends on joint spacing)

Sold by pallet only

Photo Provided by Doane Landscaping



Tumbled Irregular Garden Path Bluestone

Pattern Bluestone

Cut to specific sizes for use in patterns. Available as full color or blue/blue with either a natural cleft or thermal finish.

Sizes available: 12" x 12", 12" x 18", 12" x 24", 12" x 30", 12" x 36", 18" x 18", 18" x 24", 18" x 30", 18" x 36", 24" x 24", 24" x 30", 24" x 36"

Photo Provided by Stone Blossom Landscape & Design



Pattern Bluestone, thermal

Pattern Tumbled Bluestone

Cut to specific sizes for use in patterns. Only available as full color with a thermal finish.

Sizes available: 6" x 6", 6" x 12", 12" x 12", 12" x 18", 12" x 24", 18" x 18"



Pattern Tumbled Bluestone, thermal



Ridgeline Flagstone

Ridgeline Flagstone

From the hills of central Connecticut. Generally in large pieces meant to cover a lot of real estate. The color can be silver/gray, shades of browns, mauve and natural earth tones. This stone often has a glitter because of its schist and mica content. Thickness. 1.5"–3"

Irregular shapes: Small/ medium: 6"–18" diameter.
Medium/large: 18"–36" diameter. Large oversized: 36"–72"

Weight per pallet: 3500–4500 lbs

Coverage per pallet: Varies, depends on joint spacing

Sold by the piece or pallet

Photo Provided by Rockin' Gardens



New England Flagstone

New England Flagstone

Primarily from Massachusetts, New Hampshire and Connecticut. Salt-and-pepper grays, tans and browns.

Thickness: 1.5"–2". Irregular shapes. Small/medium: 6"–18" diameter.

Weight per pallet: 3000 lbs

Coverage per pallet: 75–95 sqft (depends on joint spacing)

Sold by pallet only



Goshen Flagstone

Goshen Flagstone

A weathered natural, layered stone of mica schist. Its weathered feel with flecks of mica give it a solid look and a rich sparkle. Origin: Massachusetts.

Color Range: Darker grays, coppers and rust tones. Somewhat shiny and sparkly.

Features: Texture and ease of use. This stone is naturally flat and has a good texture as a patio stone. Easily manipulated and easy to work with. Available in very large sizes.

Availability: Medium, large and extra-large flagging. Also available in steps, platforms, hearths, and mantles.

Material Weight: Varied by size

Coverage Area: Depends on joint width; approximately 50 square feet per ton.

Sold by ton

Photo Provided by Vortex Stone & Landscape



New Hampshire Flagstone

New Hampshire Flagstone

From eastern Vermont, central and western New Hampshire. A blend of granites. Lots of color and characteristic of New England. Color can be blue/gray, white, tan and brown.

Thickness: 1.5"–3".

Irregular shapes: Small/medium: 12"–36" diameter. Large oversized: 36"–60"

Weight per pallet: 3000 lbs

Coverage per pallet: Varies, depends on joint spacing

Sold by pallet only

Need it installed? Ask about our network of professional contractors!



Whiteline Flagstone

From Massachusetts and Connecticut. White lines of quartz run through this grayish-green granite.

Thickness: 1.5"–2". Irregular shapes. Small/medium: 6"–18" diameter.

Weight per pallet: 3000 lbs

Coverage per pallet: 75–120 sqft (depends on joint spacing)

Sold by pallet only



Whiteline Flagstone

Colonial Garden Path

From Pennsylvania and New York. Part of the bluestone family. Primarily a pale gray stone with hues of blue, lavender, mossy greens and striations of browns and tans.

Size: Pieces vary from 1'–3' long and 1'–2' wide.

Weight per pallet: 3000 lbs

Coverage per pallet: 75–120 sqft (depends on joint spacing)

Sold by the pallet only



Colonial Garden Path

Mystic Mountain Stone

This Maine stone reflects all 3478 miles of the state's coastline. Hues of blues and turquoise and brushed with tones of dark purples, mauves, emerald greens and white quartz. Truly one of the most beautiful stones we sell.

Available in multiple forms and as an irregular flagstone, cut patio stone, steps and landings.



Mystic Mountain Stone

Vermont, Maine & New York Slate

Available in a variety of colors. Red, black, green and mottled colors.

Thickness: 1"–2". Mostly irregular shapes.

Sold by the piece by weight



Vermont Slate

Steps & Landings

Cut Steps & Landings

Depending on the stone, natural stone can be fabricated to specific measurements to be used for interior/exterior projects and architectural specifications.

Most commonly used: Bluestone, New Hampshire, Adirondack (Hawthorne only), Heritage Valley and Oak Hill.



Natural Steps & Landings


Our Natural steps and landings are quarried stones that are harvested to be used as they are. These are used to create large steps and platforms ranging in size from 4–10', with relatively flat surfaces and faces.

Most commonly used: Bluestone, New Hampshire, Ridgeline, Chestnut, Whiteline, Adirondack, Cabot, Goshen, Rattle Blue, Black Mountain and Vintage.



Antique Granite

Our Antique Granite is repurposed from old buildings, foundations and construction. We source and stock antique posts, steps, markers, landings and specialty pieces.



Need it installed? Ask about our network of professional contractors!



Granite & Bluestone Tread Stock

These stone options can be fabricated to specific measurements and can be used for stair treads, wall and pool coping, hearths, mantles and architectural specifications.

The standard finish on these treads is rock-faced, thermal or split-faced on 3 sides with a thermaled top to remove imperfections and create a flat, non-skid surface.



Woodbury Granite

Maximum Size:
96" x 48" x 2"



Caledonia

Maximum Size:
96" x 48" x 2"



Heritage Valley

Maximum Size:
72" x 48" x 2"



Englishman's Bay

Maximum Size:
72" x 48" x 2"



Black Cambrian

Maximum Size:
72" x 48" x 2"



Madison

Maximum Size:
72" x 48" x 2"




Autumn Mist

Maximum Size:
72" x 48" x 2"



Jonesboro Pink

Maximum Size:
72" x 48" x 2"



Bluestone Tread

Maximum Size:
120" x 48" x 2"



**Adirondack
Hawthorne**

Maximum Size:
72" x 48" x 2"



*We fabricate
to customize
your stone.*

Veneer Stone

For interior and exterior use on chimneys, foundations, hearths, mantles, architectural and building projects. We are the authorized dealer for these natural stone veneers. Visit our indoor showrooms to view samples and a range of possibilities.

Delgado

Sold by the square foot. Corners sold by the linear foot.




Photo Provided by Seth Donaldson Masonry



Photo Provided by Seth Donaldson Masonry

DELGADO STONE
Classic Inspirational Thinstone Veneer



LedgeStone Veneer

Photo Provided by Alluring Hardscapes



Old New England Rounds

Photo Provided by Alluring Hardscapes

Need it installed? Ask about our network of professional contractors!




Adirondack Natural Stone

Sold by the square foot. Corners sold by the linear foot.



Stoneyard

Sold by the box (5 sqft), layer (12 sqft), or crate (168 sqft). Corners sold by the linear foot.

We source our veneer stone from New England quarries.



Concrete Pavers, Clay Brick & Wall Block



THE STILES & HART BRICK CO.



PINE HALL BRICK

BUILD YOUR DREAMS.



ANCHOR®

BUILD SOMETHING BEAUTIFUL

Katahdin Stone

Genest Pavers






Baxter Stone



Windham Ridge Flagging



Harborline Brick



Hollandstone

Product	Description	Selling Units	Color
Windham Ridge Flagging	This 3-piece flagging features a riven faced texture to simulate the look of natural stone with the convenience of consistent thicknesses. Each of the large-scale pieces offer designs that are only found in natural stone pavements.	Pallet = 114.73 sqft Layer = 10.43 sqft	Lakeshore Meadow Riverbed Granite Blend
Baxter Stone	Baxter Stone is a favorite choice for creating a rustic look. The signature edges of this paver imitates the curved waves of natural stone. Great for gentle curved walkways and patios. Made up of a 4-piece system all together on one pallet.	Pallet = 121 sqft Layer = 11 sqft	Cumberland Blend Earth Blend Granite Blend
Katahdin Stone	Katahdin Stone is a 3-piece system that can be used by itself or combined with Grand Katahdin or a Katahdin Circle Kit. This stone features a natural stone texture and antiqued edges for a rustic feel.	Pallet = 117.81 sqft Layer = 10.71 sqft	Lakeshore Meadow Riverbed Granite Blend
Hollandstone	The Hollandstone features the look of traditional clay brick with the functionality of concrete. This brick is available in 7 different color blends. The 4" x 8" size allows for multiple laying designs.	Pallet = 108 sqft Layer = 12 sqft Piece = .22 sqft	Antique Red Summer Blend Cumberland Blend Granite Blend New England Blend
Harborline Brick	This 4" x 8" sized brick offers waved edges to give the look of a handmade clay brick. Perfect for historical areas to add the look of clay with the durability of concrete.	Pallet = 108 sqft Layer = 12 sqft Piece = .22 sqft	Cumberland Blend Garden Blend

Need it installed? Ask about our network of professional contractors!




Ideal Pavers

i b Pavers by **Ideal**®

Authorized
DEALER



Yankee Cobble



Millstone



Boston Colonial




Georgetown Colonial

Product	Description	Selling Units	Color
Yankee Cobble	This 5-piece system can be used to make over 40 patterns. Each size is sold separately to allow mixing size, shape and color to create the desired effect.	Square (6.3" x 6.3") Grand Sq. (9.4" x 9.4") Lg. Rec. (6.3" x 9.4") Med Rec. (4.8" x 6.3") Sm. Rec. (3.1" x 6.3")	Beacon Hill Blend Quarry Blend Vineyard Blend Harvest Blend
Millstone	Millstone is a 5-piece system with a tumbled finish. The weathered texture and muted tones create an antiqued appearance.	Square (6.3" x 6.3") Grand Sq. (9.4" x 9.4") Lg. Rec. (6.3" x 9.4") Med. Rec. (4.8" x 6.3") Sm. Rec. (3.1" x 6.3")	Beacon Hill Blend Quarry Blend Vineyard Blend
Boston Colonial	This 4" x 8" brick comes in a traditional rectangular finish and a variety of colors. It can be laid in many classic patterns including running bonds, basket weaves and herringbones.	Pallet = 108 sqft Piece = 0.22 sqft	Autumn Blend Beacon Hill Blend Charcoal Clay Red Harvest Blend Quarry Blend Vineyard Blend
Georgetown Colonial	This 4" x 8" sized brick features a tumbled finish and kiln-fired tones to emulate a vintage New England look.	Pallet = 108 sqft Piece = 0.22 sqft	Beacon Hill Blend Quarry Blend Vineyard Blend
Town N' Country	This 3-piece system offers a variety of patterns and colors. It is a drum-rolled paver and has a weathered patina finish for a natural stone cobble look.	Square (6.3" x 6.3") Grand Sq (9.4" x 9.4") Lg. Rec (6.3" x 9.4")	Beacon Hill Blend Quarry Blend Vineyard Blend

Cambridge Pavers



Ledgestone XL 3-Pc.



Ledgestone 3-Pc. Design



Timber Stone 4-Pc. Kit



Roundtable Collection

Product	Description	Selling Units	Color
Ledgestone 3-Pc. Design	This 3-piece design kit features the convenience of consistent thicknesses with the natural cleft look of bluestone.	Pallet = 114 sqft Layer = 11.4 sqft	Toffee Onyx Oynx Natural Sahara Chestnut Bluestone Blend
Ledgestone XL 3-Pc.	The same square and rectangular system as the regular ledgestone but in a larger configuration. Because of the larger size, the natural cleft design is more pronounced in this paver system.	Pallet = 129 sqft Layer = 12.9 sqft	Toffee/Onyx Oynx Natural Sahara/Chestnut Bluestone Blend
Roundtable Collection	This paver offers multiple sizes sold separately that are finished with a dimpled, embossed surface. These pavers feature straight sides and a beveled edge.	4.5" x 6" = 61 sqft/plt 6" x 6" = 105 sqft/plt 6" x 9" = 113 sqft/ plt	Toffee Onyx Onyx Coal
Kingscourt Collection	The Kingscourt Collection offers straight-sided squares and rectangles with smooth flat surfaces. Great for whole patios and walkways or as a border stone.	4" x 8" = 121 sqft 6" x 6" = 105 sqft 6" x 9" = 113 sqft	Toffee Onyx Oynx Natural
Timber Stone 4-Pc. Kit	Features the look of hardwood flooring with the durability of a concrete paver for outdoor living areas.	Pallet = 98 sqft	Ironwood Cottonwood Birchwood

Need it installed? Ask about our network of professional contractors!



Cambridge Pavers





Photo Provided by Alluring Hardscape



Matryx Renaissance Wall Stone



Clay Brick



THE STILES & HART BRICK CO.



PINE HALL BRICK

BUILD YOUR DREAMS.

Authorized
DEALER

KF Clay Brick

Pine Hall Pathway Bevel

Pine Hall Pathway

Boston City Hall FR

Product	Description	Selling Units	Color
Boston City Hall FR	A classic clay brick with coloring ranging from deep red to grays and blacks. This brick gives a rustic look like the original brick used in the historical districts of Boston, Newburyport, Portsmouth & Portland.	Pallet = 480 pcs/106 sqft Piece = 0.22 sqft	Full Range
Pine Hall Pathway	A square edge clay brick paver with two options for colors. This paver comes in the standard red color and in a full range coloring including about 15% grays and blacks.	Pallet = 495 pcs/110 sqft Piece = 0.22 sqft	Standard Red Full Range
Pine Hall Pathway Bevel	This clay brick features an English edge, which helps maintain consistent joints throughout a walkway or driveway. These bevels help reduce edge chipping even on driveways. This clay paver is available in the full range coloring.	Pallet = 495 pcs/110 sqft Piece = 0.22 sqft	Full Range
KF Clay Brick	A square edge clay brick paver with two options for colors. This paver comes in the standard red color and in a full range coloring.	Pallet = 500 pcs	Standard Red Full Range
Canal Street Pavers	A tumbled clay brick used to create the effect of a classic Main Street look.	Pallet = 500 pcs	Full Range

Need it installed? Ask about our network of professional contractors!




Aqua-Bric



Permeable Pavers



Thornbury Permeable



Stormwater Brick



Tidewater Stone



Ledgestone Permeable

Product	Description	Selling Units	Color
Ledgestone Permeable by Cambridge	This 3-piece permeable kit offers the same finish as the popular Ledgestone paver but can be used in permeable applications. This kit uses smaller sizes of squares and rectangles in a 3 1/8" thick paver.	Pallet = 92 sqft	Toffee Onyx Oynx Natural Sahara Chestnut Bluestone Blend
Thornbury Permeable by Unilock	Thornbury is a 3-piece system of paver that allows for a random look and feel. It features a moderately textured surface that lends to the natural feel of the stone.	Pallet = 88.61 sqft	Almond Grove Bavarian New York Blend Sierra
StormWater Brick by Genest	A classic 4" x 8" brick look with the functionality of a permeable paver. The beveled edges allow for even spacing of the pavers with room for aggregate between each.	Pallet = 78.24 sqft	Cumberland Blend Granite Blend
Tidewater Stone by Genest	The size of the Tidewater paver system makes it an excellent choice for driveway applications. The antiqued edges and color range make this paver a great choice for any New England home.	Pallet = 86.40 sqft	Lakeshore Meadow Granite Blend
Aqua-Bric by Ideal	The original Aqua-Bric features the classic 4" x 8" brick size common in New England but with the added benefit of being a permeable paver.	Pallet = 108 sqft	Beacon Hill Blend Quarry Blend Vineyard Blend

Retaining Walls



Diamond Straight Face



Highland 3" Retaining



Diamond Stone Cut



Olde Boston Wall



Product	Description	Selling Units	Color
Diamond Straight Face Diamond Beveled Face By Anchor	The dependability of Diamond® retaining wall systems has made them the preferred choice for decades. The straight-split face provides clean lines for a wide range of retaining wall projects.	Pallet = 30 sqft Piece = 0.70 sqft	Gray Tan Granite Blend Earth Blend
Diamond Stone Cut By Anchor	The dependability of Diamond® retaining wall systems has made them the preferred choice for decades. The rounded, rough-hewn face creates walls that are pleasing and functional.	Pallet = 30 sqft Piece = 0.66 sqft	Granite Blend Earth Blend
Highland 3" Retaining Highland 6" Retaining By Anchor	Create a natural stone appearance with Highland Stone retaining wall. The 3" and 6" system combines earth tones, rich textures, varied contours and all the advantages of the structurally sound rear lip locating system, making it reliable and easy to install. The 3" and 6" can be installed separately or can be combined to create a stunning natural-looking wall.	Pallet = 30 sqft 3" Set = 0.745 sqft 6" set = 1.5 sqft	Lakeshore Granite Blend Meadow Earth Blend
Olde Boston Wall By Ideal	The Olde Boston Wall is a versatile block. Its modular dimensions of a single unit allow placement in four different orientations and a variety of patterns, including running bonds, random and ashlars. It can be used for garden walls, seating walls, planter walls, barbecue islands, pillars and columns.	Pallet = 34.8 sqft Piece = 3.1 sqft	Quarry Blend Vineyard Blend Rosewood Blend (special order)

Need it installed? Ask about our network of professional contractors!



Matryx Wall Stone



Sigma Wall Stone



Ancestral Roman Wall



Gravity Stone



Product	Description	Selling Units	Color
Sigma Wall Stone By Cambridge	The Sigma wall is a versatile system that can be used in applications ranging from small residential walls to large commercial projects. This system is available in 6" and 8" heights and either a split face or a renaissance style finish. The hexagon shape allows for walls with a tight radius and features pre-made left or right corners.	6" Pallet = 32 sqft 8" Pallet = 36 sqft Corners = 18 pcs/plt	Toffee Onyx Oynx Natural Sahara Chestnut
Matryx Wall Stone By Cambridge	This multi-face system has 4 wall stones, each a different size. This stone is available in a 3" and 6" size, making it versatile for many applications, from seat walls to larger retaining walls. Matryx is available in a Split Face finish or Renaissance finish.	6" Pallet = 33.4 sqft 3" Pallet = 33.4 sqft	Toffee Onyx Oynx Natural Sahara Chestnut
Ancestral Roman Wall By Ideal	The modular dimensions of the single unit allow placement in different orientations and the ability to create a variety of patterns including running bonds, random and ashlar for design flexibility. It can be used for a wide variety of applications such as garden walls, seat walls, planter walls, pillars and columns. It features a drum-roll tumbled finish and three varieties of colors.	Pallet = 34.8 sqft Piece = 0.32 sqft	Quarry Blend Rosewood Blend Vineyard Blend
Gravity Stone By Ideal	Gravity Stone combines the simplicity of easy-to-handle dry stack units with the superior earth retention capabilities of crib wall structures. As a result, GravityStone walls can be built as high as 8' without the use of geogrid, saving time, labor and space. It can be used to build straight or curved as well as free-standing or double-sided walls. These walls can be built at sites where there is little to no room for geogrid. This block comes in a Split Face and a Tumbled finish.	Split Face = 64 sqft/plt Tumbled = 64 sqft/plt	Granite Gray Quarry Blend Vineyard Blend

Fire Pits



Round Fire Pit



Pyzique Fire Pit



Scapestone Fire Pit



Product	Description	Selling Units	Color
Round Fire Pit by Genest	The Genest Outdoor Fire Pit is easy to set up and comes in 3 color blends. Each fire pit is sold with a heavy gauge metal insert. The round fire pit kit can be built either 3 or 4 rows high.	3 High: 36 blocks 4 High: 48 blocks Outside Diameter: 44" Inside Diameter: 30"	Earth Blend Granite Blend
Scapestone Fire Pit by Ideal	This Ideal round fire pit comes with the option to add coping and a round insert with cooking grate. It is available in 2 color blends.	Outside Diameter: 42" Inside Diameter: 30"	Quarry Blend Vineyard Blend
Pyzique Fire Pit by Cambridge	This Cambridge fire pit matches the Pyzique wall system and is available in many of the same colors. This fire pit comes with a metal ring insert. Dual opposing cooking grates, which cantilever over the fire for cooking, are available for an additional cost. Tip back for fire building or slide back for an unobstructed view and use of the fire. Available in Split Face or Renaissance. <i>Also available in natural gas option.</i>	Outside Diameter: 50" Inside Diameter: 32"	Toffee Onyx Oynx Natural

Need it installed? Ask about our network of professional contractors!





Hardscape Accessories & Bulk Products

Everything you need
to get the job done.

Masonry Products, Additives & Accessories

We stock mortar mixes and cement products for brick, block and stone.

We carry brands like: Umaco, Conproco, Ardex, and Dragon.

We sell concrete tools and accessories, Lath, paper, screws, cement board and more!

conproco



Type S Mortar Mix ProMasonry by Conproco

ProMasonry Type S Mortar is a blend of masonry cement and sand, designed for laying brick, block and stone, or pointing, plastering and stuccoing.

Size: 80 lbs

Ardex

Easy to use products for smoothing, waterproofing and adhering veneer stone, brick and manufactured stone.

- Ardex:**
- X32:** Adhering treads and cap stones
 - X77:** Veneer applications
 - 8+9:** Waterproofing compound
 - AM 100:** Rapid set smoothing mortar

UMACO Thin-Stone Veneer Mortar

Thin-Stone Veneer Mortar is a select blend of aggregates, Portland cement, dry-polymers and special additives designed to provide optimum bond and durability when installing a variety of natural, thin-stone veneers over properly prepared substrates. Thin-Stone Veneer Mortar meets the requirements of a Type S mortar. **Size:** 50 lbs

Dragon Type N Masonry Cement

A mortar mix Type N is usually recommended on exterior and above-grade walls that are exposed to severe weather and high heat. **Size:** 70 lbs

Dragon Type S Cement

Dragon's Type S Cement is produced in Type S strength and used in most masonry applications. **Size:** 75 lbs

Firebrick by Whitacre Greer

One of the most important parts of a fireplace or fire pit is the firebrick which lines the firebox and endures the high heat. Available in 1 ½" and 2" thickness.

Size: 9" x 4.5" x 1.25", 9" x 4.5" x 2.5"

Need it installed? Ask about our network of professional contractors!





Polymeric Sand

A flexible joint filler for use with all types of concrete pavers and natural stone to aid in the prevention of ant infestation, weed growth and joint washout.

Alliance Haze Free Super Sand

Available in Beige, Slate Gray and Black Diamond. **Size:** 50 lbs



Alliance Gator Dust

Available in Sahara Beige, Stone Gray. Gator Dust is ideal for joints that are a minimum of 1/2" to a maximum of 6" wide. **Size:** 50 lbs

PolySweep Polymeric Sand

A blend of native sands and binders that allow the joints to expand and contract with the elements such as extreme heat, extreme cold and freeze/thaw cycles. Will not discolor the surface or leave behind a haze. Recommended for joints up to 3/4" (max). **Colors Available:** Gray and Platinum



X-Treme Wide Joint PolySweep Polymeric Sand

A high performance sand stabilizer for joints ranging from 1/8" up to 4". Designed to work with pavers, slabs and natural stone with a minimum 1.25" joint depth to maintain a strong joint. **Colors Available:** Russet Brown, Gray and Platinum



Edging Products & Spikes

Gator Edge Flex and Rigid Edging

Polypro Paver Restraint System. Available in 8' lengths and allows for a continuous run with a "Twist & Lock" connection system. Secures in place with our 10" spikes.

Universal Paver Rail Edging

Polypro Paver Restraint for straight or curved applications. Individual 8' lengths, non-connecting. Secures in place with our 10" spikes.



Curv-Rite Stable Edge Aluminum Paver Restraint

Rigid and flexible, non-warping, non-rusting. Minimal view, maximum impact! 8' lengths available in Black, Bronze and Mill Finish. Secures in place with our 10" spikes.



Curv-Rite Aluminum Landscape Edging

Clean delineation between garden beds, lawns and stone areas. Flexible. Secure connection points. 8' lengths available in Black, Bronze and Mill Finish. 3 spikes included.

10" Spiral Spikes.

Available by the piece or 50-lb box.

SRW Fabrics

SRW Fabrics for landscape and construction projects.

Authorized
DEALER



Professional (15 yr) Polyspun/Weed Control:

For landscapes and flower gardens to control weeds. This fabric type allows air, water and nutrients to pass through to promote plant health by minimizing weed growth.

Sizes: 3' x 50', 3' x 100', 4' x 50', 4' x 100', 6' x 100'

Pro Plus IV (20 yr):

A double-sided geotextile for use as a soil/landscape stabilization and weed barrier under landscape beds, gardens, decks, patios and sidewalks.

Sizes: 3' x 50', 3' x 100', 4' x 50', 4' x 100', 4' x 250', 6' x 100'

Contractor (10 yr) Polyspun: For landscapes and flower gardens to control weeds.

SS5 – Woven: For stabilization under paver projects, base reinforcement under roadways and ground cover for green houses or nurseries.

Sizes: 4' x 50', 4' x 100', 6' x 100', 12.5' x 108'

NW 4.5 Non-Woven Drainage/Filtration: Allows high-water flow, drainage protection, erosion control, filtration, general landscape, and stabilization/separation.

Size: 4' x 100'

Permeable 350: For permeable paver systems.

Size: 6' x 100'

Silt Fence: To temporarily control sediment on construction sites.

Size: 3' x 100'

Retaining Wall Geogrid:

Sizes: 4' x 50', 6' x 50'

SRW
PRODUCTS

solid solutions to better hardscapes

Need it installed? Ask about our network of professional contractors!



SRW Adhesives, Sealers & Cleaners

SRW Adhesives, Sealers & Cleaners for use on stone, brick and block.

Specialty Clean™ EF EFFLORESCENCE (1 gal):
Used to dissolve efflorescence on pavers, concrete, brick and clay.

Specialty Clean™ CD CLEANER and DEGREASER (1 Qt.): Used to remove grease, oil and dirt.

Specialty Clean™ RE RUST ELIMINATOR (1 Qt.): Removes rust.

Specialty Clean™ MC MOLD, MOSS and MILDEW CLEANER (1 Qt.): Breaks down mold, moss, mildew, lichen, and algae deep-down at its source.

OC ORGANIC STAIN CLEANER (2 lbs): Breaks down organic stains from leaves, pine needles, acorns, fruit, wine, etc.

Specialty Clean™ XY XYLENE SOLVENT (1 gal):
Fast-acting solvent that thins and dissolves acrylic sealers to aid in tool clean-up and overspray.

Premium Stone Clean™ SW Stone Wash (1 gal):
General-purpose natural stone wash to prepare natural stones for sealing.

Wetcast Clean™ WW WETCAST WASH (1 gal):
A general-purpose cleaner to prepare wetcast products for sealing.

PSX PENETRATING X-TREME (1 gal): Invisible/natural-look finish for use on permeable paver systems, concrete/clay pavers.

DG DUAL GUARD (1 gal): High-gloss, wet-look finish for use on concrete pavers, most natural stone, wetcast and cultured stone.



S-PSX PENETRATING X-TREME (1 gal):

A sealer for high traffic areas that need commercial-grade protection. For use on granite/quartz, marble/travertine, limestone, bluestone/sandstone.

W-PSX PENETRATING X-TREME (1 gal): Interior/exterior wetcast sealer with an invisible/natural-look finish.

Construction & Base Materials

These are sold by the yard or by weight. Pictures in this catalog are representative and actual colors of purchased products may vary.



All-Purpose Sand

Uses: Sand boxes and site fill



Bedding Sand

Uses: Leveling base for walkways and patios



Masonry Sand

Uses: Cement mixes, under pool linings and waterfront areas



3/4" Crushed Stone

Uses: Driveways, walkways, drip edges and drainage



3/8" Crushed Stone

Uses: Great for walkways and garden paths



1 1/2" Crushed Stone

Uses: Drainage, water runoff, drip edges and vehicular areas



3/4" Crushed gravel

Uses: Driveways, base prep for walkways and patios, hard-packed fill



3"-5" Riprap

Uses: Heavy drainage, water runoff, stabilization and erosion control



White Stone Dust

Uses: Bedding for flagging and brick pavers, driveways, horse paddocks, informal pathways and vehicular areas



Blue Stone Dust

Uses: Bedding for flagging and brick pavers, driveways, pathways and vehicular areas

Need it installed? Ask about our network of professional contractors!



Round & Decorative Stone

With choices in color and size, our selection of round and decorative stones are used in drip edges and permeable areas, water features, driveways, patios, walkways and garden settings.



Madison River Stone

Our signature round stone is a perfect mix of blue/gray, white and dark grays all in a naturally round stone. The beautiful color mix is similar to the beach stone we see in the New Hampshire and Maine seacoast.

Available in 3 sizes:
3/8", 3/4", 1.5"



Western Round Decorative

Our finest decorative stone. Natural and round, like the stones seen at the bottom of a mountain stream. Use as the main feature or as the supporting act in any landscape.

Available in 2 sizes:
3/4"-1.5", 2"-3"



Natural Round River Stone

Tan to brown and gray tones. Mostly round.

Available in 3 sizes:
1/2", 1", 1"-3"



Mexican Beach Stone

Available in 4 sizes:
3/4-1.25", 1-2", 2-3", 3-5"



We deliver using our fleet of flat beds and dump trucks.

See page 40 for details.



Kiwanee Skippers and Rounds

4"-10" smooth, flat and round stones in multiple colors.



1/2" New England Pea Stone



Crushed Blue Granite

Available in: 3/4"



Crushed Seashells

Compost, Loam & Mulch

We make our own screened loam, compost and soil mixes!



Dark Blend Mulch

An all-natural pine mulch that is seasoned to generate its rich, brown color.



Midnight Magic

A mixture of aged pine bark and forest wood products is enhanced with a natural color component to keep its rich, black color.



Red Hemlock

A blend of hemlock, pine and forest grindings with an all-natural color component added to give it a rich, dark, red look.



Nutri Mulch

We mix our mulches with our house-made compost to produce a 50/50 blend, which gives planting beds an all-natural feeding while inhibiting weeds.



Playground Mulch

ASTM Certified pine chips with no bark. Used for play areas and garden paths.



Screened loam ■ *Superloam* ■ *Compost*
We make it—100% natural!

We deliver! See page 40 for details!






Winter Sand & Salt Products

We stock winter ice melt products to fight the tough New England winter—Meltco, Cutting Edge, bulk salt, treated salt and sand salt blends.



meltco™



 We are open during winter storms!
Call our storm phone hotline:
(603) 749-9797 and press 9.

We Deliver!

Flatbed & dump truck delivery

Zone 1
Dover, Durham, Exeter, Greenland, Lee, Madbury Newfields, Newington, Newmarket, Portsmouth, Rollinsford, Somersworth, Stratham
Zone 2
Barrington, Berwick, Eliot, Epping, all Hamptons, Newcastle, Rye Rye Beach, South Berwick, Kittery, Kittery Point
Zone 3
Brentwood, Cape Neddick, Gonic, both Kingstons, North Berwick Northwood, Nottingham, Raymond, Rochester, Seabrook, York
Zone 4
Deerfield, Farmington, Fremont, Lebanon (ME), Milton Strafford, Wells



**Delivery to Maine and Massachusetts are subject to applicable sales tax and fees.*

We can deliver orders of any quantity with our larger trucks

For orders of 18 yards or more of loam and aggregates, 25 yards or more of bark mulch, please call for pricing and specific site requirements.

Maximum Delivery Capacities	Small Truck	Large Truck
Mulch	10 yards	25 yards
Loam	7 yards	18 yards
Compost	8 yards	20 yards
Aggregates	7 yards	18 yards
Pallets (all Items)	10-12 pallets	12-18 pallets*
Salt and Salt/Sand	8 yards	18 yards



**18 wheeler flat bed.*

Need it installed? Ask about our network of professional contractors!



Terms & Conditions

All sales are subject to the Terms and Conditions at www.landcareassociates.com.

Returns Policy

Returns are not accepted for any bulk materials. An original sales receipt is required for non-bulk product returns within 15 days from the original date of purchase. Any materials that have been opened, broken, damaged or partially used cannot be returned.

A re-stocking fee of 20% will be issued to all returns.

Returned materials will be refunded within 45 days generally in the same manner as they were purchased. Cash refunds will not exceed \$50. Remaining balances may be transferred to a 'house credit'. All prices are subject to change without notice.

Installation of soils, mulches or aggregates

During warm weather, when installing any soils, mulches or aggregates, all products should be watered immediately after they are installed to reduce possible heat stress that may occur especially around lawns and plants.

The Customer agrees to indemnify LCA and hold harmless against any and all loss or claim by any person or entity as a result of personal injury or property damage occasioned by the condition of the customer's property. Customer is responsible for identifying thru Digsafe ® and or others and notifying LCA in written form of any underground utilities including but not limited to septic systems, leach fields, cables, wires, utilities, boxes, drainage, pipe or other items that could suffer damage as a result of delivery or installation equipment.

Scheduling

LCA advises its customers to place orders up to 7 days before the desired delivery date, and allow up to 4 weeks for non-stocked items. Due to unforeseen conditions and those not within our control, LCA may offer but cannot guarantee the option of an AM or PM delivery. During the process of ordering, you will be asked for specific delivery instructions, including directions, driving strategies, and dumping instructions. Having a clearly marked area for dumping helps to insure customer satisfaction and helps negate the need for the customer to be home during delivery. During wet weather, LCA advises that customers give ample time for areas to dry out to avoid damage or call LandCare/SHS with an alternate dumping location.

- One yard of aggregate weighs approximately 2500 lbs
- One yard of loam weighs approximately 2500 lbs
- One yard of mulch weighs approximately 1000 lbs
- One yard of soil, mulch or aggregate covers an area of approximately 10'x10', (100 sqft) x 3" deep.

Delivery Vehicle Information

Our Trucks and delivery equipment need a minimum area of 10 feet wide, 30 feet long and 15 feet in height clearance. Our trucks and delivery equipment are heavy and most weigh over 30,000 pounds. We will assume no liability for damages to property occasioned by the condition of the property including asphalt areas. We cannot move materials once they are delivered. If the dump area is not clearly marked and visible to our delivery operators, operators will dump material at areas most reasonably assumed based on directions and markings. Even if the area is well marked, there are times when we cannot access the marked area due to conditions that are out of our control. If, after every reasonable attempt to contact the material recipient has failed, our delivery operators, at their discretion, will put the material in the most reasonable area nearest to where it was intended to go.

New Hampshire's Leading Hardscape Suppliers

We represent **OVER 50 QUARRIES** from New England, New York and Pennsylvania.

TWO LOCATIONS for landscape, mason and building contractors.



BRICK • STONE • HARDSCAPE SUPPLY
Madbury, NH

LandCare Associates, Inc.
282 Knox Marsh Road, Madbury, NH 03823
(603) 749-9797 | www.landcareassociates.com



BRICK • STONE • HARDSCAPE SUPPLY
Stratham, NH

Stratham Hill Stone
313 Portsmouth Ave, Stratham NH 03885
www.strathamhillstone.com | (603) 431-0088